
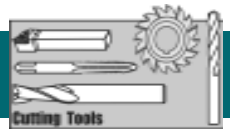


Cutting Tools



INDEXABLE CARBIDE TURNING TOOLS SET

Efficiency:

- An inexpensive way to replace carbide tipped tool bits.
- Versatile and economical.
- Available in 5 shank size and styles.
- Each tool cuts right, left or plunges.
- Positive rake cutting and built in chip breaker groove.
- Available with 3 different radii.

5 Piece Sets

- Set includes: 5 tools in styles-AR, AL, BR, BL and E insert, with 5 extra screws and 2 wrenches, set also comes in 1/4", 3/8", 1/2", 5/8", 3/4" and 1" sets.

Shank (Square)	Set No.	Descriptions.	C-2 Model No.	C-6 Model No.
1/4"	ST-4	AR-4, AL-4, BR-4, BL-4, E-4	250-1399	251-1399
3/8"	ST-6	AR-6, AL-6, BR-6, BL-6, E-6	250-1400	251-1400
1/2"	ST-8	AR-8, AL-8, BR-8, BL-8, E-8	250-1401	251-1401
5/8"	ST-10	AR-10, AL-10, BR-10, BL-10, E-10	250-1402	251-1402
3/4"	ST-12	AR-12, AL-12, BR-12, BL-12, E-12	250-1404	251-1404
1"	ST-16	AR-16, AL-16, BR-16, BL-16, E-16	250-1406	251-1406

Indexable Carbide Turning Tools



AR



AL



BR



BL



E

1/4" Shank, 7/32" I.C. Insert

Type	Model No.
AR 4	250-1391
AL 4	250-1392
BR 4	250-1393
BL 4	250-1394
E 4	250-1395

3/8" Shank, 1/4" I.C. Insert

Type	Model No.
AR 6	250-1411
AL 6	250-1412
BR 6	250-1413
BL 6	250-1414
E 6	250-1415

1/2" Shank, 3/8" I.C. Insert

Type	Model No.
AR 8	250-1421
AL 8	250-1422
BR 8	250-1423
BL 8	250-1424
E 8	250-1425

5/8" Shank, 3/8" I.C. Insert.

Type	Model No.
AR 10	250-1431
AL 10	250-1432
BR 10	250-1433
BL 10	250-1434
E 10	250-1435

3/4" Shank, 3/8" I.C. Insert

Type	Model No.
AR 12	250-1441
AL 12	250-1442
BR 12	250-1443
BL 12	250-1444
E 12	250-1445

1" Shank, 1/2" I.C. Insert

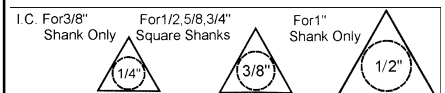
Type	Model No.
AR 16	250-1451
AL 16	250-1452
BR 16	250-1453
BL 16	250-1454
E 16	250-1455



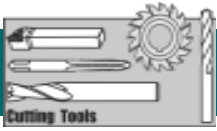
CARBIDE INSERTS

Insert I.C.	Radius	Insert No.	C2 Model No.	C6 Model No.	Tin Coated Model No.
3/16"	—	—	340-0097	340-0098	340-0099
1/4"	0.015	TT-221	340-1000	340-1002	340-1003
1/4"	0.032	TT-222	340-1004	340-1006	340-1007
3/8"	0.015	TT-321	340-1008	340-1010	340-1011
3/8"	0.032	TT-322	340-1012	340-1014	340-1015
3/8"	0.046	TT-323	340-1016	340-1018	340-1019
1/2"	0.015	TT-431	340-1020	340-1022	340-1023
1/2"	0.032	TT-432	340-1024	340-1026	340-1027
1/2"	0.046	TT-433	340-1028	340-1030	340-1031

REPLACEMENT SCREWS



Descriptions	Model No.
M2.5 screw for 1/4", 3/8" shank	250-1297
M4 screw for 1/2, 5/8, 3/4" shank	250-1298
M5 screw for 1" shank	250-1299



Cutting Tools

METRIC INDEXABLE CARBIDE TURNING TOOLS SET



5 Piece Sets

- Set includes: 5 tools in styles-AR, AL, BR, BL and E insert, with 5 extra screws and 2 wrenches, set also comes in 6mm, 8mm, 10mm, 12mm, 14mm, 16mm, 18mm, 20mm, and 25mm sets.

Shank (Square)	Length	Description	ISO K20 Model No.	ISO P20 Model No.
6mm		AR, AL, BR, BL, E	250-5398	251-5398
8mm		AR, AL, BR, BL, E	250-5399	251-5399
10mm	63mm	AR, AL, BR, BL, E	250-5400	251-5400
12mm	76mm	AR, AL, BR, BL, E	250-5401	251-5401
16mm	102mm	AR, AL, BR, BL, E	250-5402	251-5402
14mm	76mm	AR, AL, BR, BL, E	250-5403	251-5403
20mm	120mm	AR, AL, BR, BL, E	250-5404	251-5404
18mm	115mm	AR, AL, BR, BL, E	250-5405	251-5405
25mm	150mm	AR, AL, BR, BL, E	250-5406	251-5406

Indexable Carbide Turning Tools



AR

10mm Shank 6.5mm I.C. Insert

Type	Model No.
AR	250-1591
AL	250-1592
BR	250-1593
BL	250-1594
E	250-1595



AL



BR



BL



E

18mm Shank 9.5mm I.C. Insert

Type	Model No.
AR	250-1641
AL	250-1642
BR	250-1643
BL	250-1644
E	250-1645

14mm Shank 9.5mm I.C. Insert

Type	Model No.
AR	250-1621
AL	250-1622
BR	250-1623
BL	250-1624
E	250-1625

12mm Shank 9.5mm I.C. Insert

Type	Model No.
AR	250-1611
AL	250-1612
BR	250-1613
BL	250-1614
E	250-1615

16mm Shank 9.5mm I.C. Insert

Type	Model No.
AR	250-1631
AL	250-1632
BR	250-1633
BL	250-1634
E	250-1635


20mm Shank 9.5mm I.C. Insert

Type	Model No.
AR	250-1651
AL	250-1652
BR	250-1653
BL	250-1654
E	250-1655

25mm Shank 12.5mm I.C. Insert

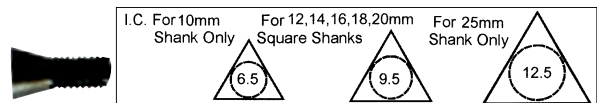
Type	Model No.
AR	250-1661
AL	250-1662
BR	250-1663
BL	250-1664
E	250-1665

CARBIDE INSERTS



Insert I.C.	Radius	ISO K20	ISO P20
6.5mm	0.8mm	340-1102	340-1100
9.5mm	0.8mm	340-1108	340-1106
12.5mm	0.8mm	340-1112	340-1110

REPLACEMENT SCREWS




Descriptions	Model No.
6.5mm I.C. for 10mm shank	250-1287
9.5mm I.C. for 12, 14, 16, 18, 20 mm square shank	250-1288
12.5mm I.C. for 25mm shank only	250-1289



CARBIDE INSERT TOOLHOLDERS

Lathe Toolholders

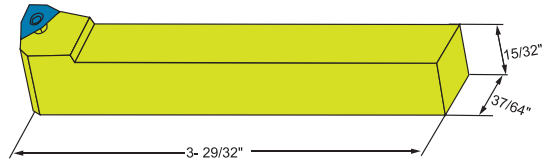
For turning or facing with trigon chip breaker inserts



Left Hand Model No. 250-7029



Right Hand Model No. 250-7028



Inserts



Description	Inserts of Right Hand Model No.	Inserts of Left Hand Model No.
For Steel	250-7039	250-7040
For Cast Iron	250-7047	250-7048

Turning Toolholders

For turning or facing with triangle chip breaker inserts



Left Hand Model No. 250-7035



Right Hand Model No. 250-7034



Inserts



Description	Inserts of Right Hand Model No.	Inserts of Left Hand Model No.
For Steel	250-7043	250-7044
For Cast Iron	250-7051	250-7052

Turning Toolholders

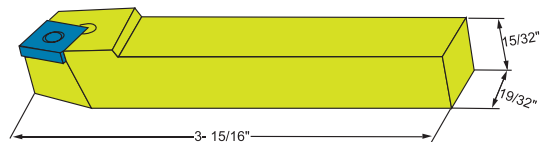
For facing end of tubing and front and back flanges, with square inserts



Right Hand Model No. 250-7036



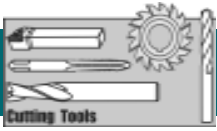
Left Hand Model No. 250-7037



Inserts



Description	Inserts of Right Hand Model No.	Inserts of Left Hand Model No.
For Steel	250-7045	250-7046
For Cast Iron	250-7053	250-7054



Cutting Tools

CARBIDE INSERT TOOLHOLDERS continued

Threading Toolholders

For all external threading, with adjustable insert



Model No. 250-7030


Inserts



Description	Inserts Model No.
For Steel	250-7041
For Cast Iron	250-7049

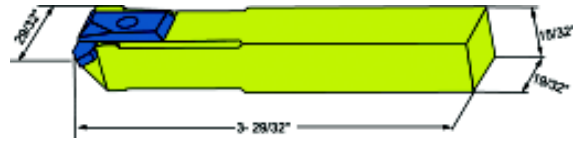
Internal Threading Toolholders

For internal threading, with adjustable insert



Model No. 250-7033

Inserts



Description	Inserts Model No.
For Steel	250-7042
For Cast Iron	250-7050

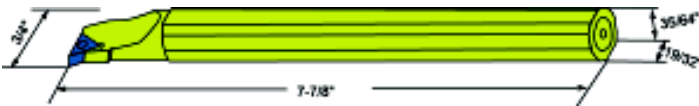
Boring Bar

For all your boring bar works, with triangle inserts



Model No. 250-7038


Inserts




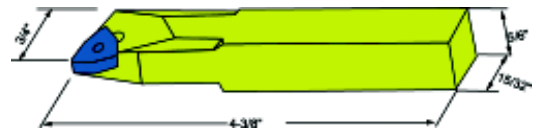
Description	Inserts Model No.
For Steel	250-7055
For Cast Iron	250-7056

Boring Tool Holders

For boring bar works, with trigon chip breaker inserts

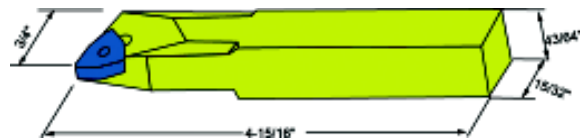


Model No. 250-7031



Model No. 250-7032

Inserts



Description	Inserts Model No.
For Steel	250-7040
For Cast Iron	250-7048

WWW.PRECOTOOLS.CN

Cutting Tools




MANUAL TURNING TOOL SET



Type	Figure	Tip Height 12mm	Tip Height 15mm	Tip Height 16mm	Tip Height 20mm	Tip Height 25mm	Tip Height 32mm
External Turning Tools		PSSNR1215H09	PSSNR1516H09	PSSNR1616H09	PSSNR2020-12	PSSNR2525-15	PSSNR3225-19
		Insert 41005V	Insert 41005V	Insert 41005V	Insert 41310V	Insert 41610V	Insert 41910V
		PSBNR1215H09	PSBNR1516H09	PSBNR1616H09	PSRNR2020-12	PSRNR2525-15	PSRNR3225-19
		Insert 41005V	Insert 41005V	Insert 41005V	Insert 41310V	Insert 41610V	Insert 41910V
		PWGNR1215H06	PWGNR1516H06	PWGNR1616H06	PWGNR2020-08	PWGNR2525-10	PWGNR3225-10
		Insert T31005A	Insert T31005A	Insert T31005A	Insert T3K1305A	Insert T3K1605A	Insert T3K1910A
Internal turning Tools		PSSNR1012J09	PSSNR1412J09	PSSNR1412K09	PSSNR1518M12	PSSNR2020R15	PSSNR2525S15
		Insert 41005Fb	Insert 41005Fb	Insert 41005Fb	Insert 41305Fb	Insert 41605Fb	Insert 41605Fb
		PWKNR1012J06	PWKNR1412K06	PWKNR1412K06	PWKNR1518M08	PWKNR2020R10	PWKNR2525S10
		Insert 31005Az	Insert 31005Az	Insert 31005Az	Insert T31305Fb	Insert T31605Fb	Insert T31605Fb
		PWUNR1012J06	PWUNR1412K06	PWUNR1412K06	PWUNR1518M08	PWUNR2020R10	PWUNR2525S10
		Insert T31005Fb	Insert T31005Fb	Insert T31005Fb	Insert T31305Fb	Insert T31605Fb	Insert T31605Fb
Internal & External Threading Tools		LN1215R-04	LN1216R-04	LN1616R-04	LN2520R-06	LN2020R-06	LN3225R-06
		Insert JCL15-120	Insert JCL15-120	Insert JCL15-120	Insert M606	Insert M606	Insert M608
		LW1215R-06	LW1516R-06	LW1616R-06	LW2020R-08	LW2520R-08	LW3225R-08
		Insert M606	Insert M606	Insert M606	JcL25-120	JcL25-120	JcL25-120
Cut-off Tools		QA1222R-03	QA1522R-03	QA1622R-03	QA2027A-04	QA2527R-05	QA3234R-05
		J200	J200	J200	J201	J203	J203
Model No.		250-0000	250-0010	250-0020	250-0030	250-0040	250-0050

MANUAL TURNING TOOL SET



Type	Figure	Tip Height 16mm
External Turning Tools		SSSCR1616H09
		Insert SCMT09T308
		SSRCR1616H09
		Insert SCMT09T308
		SCGCR1616H09
		Insert CCMT09T308
	SCGCL1616H09	
	Insert CCMT09T308	
Internal turning Tools		SCLCR1616K06
		Insert CCMT060204
External Threading Tools		LW1616R-04
		Insert M606
Cut-off Tools		QA1622R-03
		Insert J200
Model No.		250-0100

Type	Figure	Tip Height 8mm	Tip Height 10mm
External Turning Tools		SWGCR0810D05	SWGCR1010E05
		Insert WCMx050308	Insert WCMx050308
		SCLCR0810D06	SCLCR0810D06
		Insert CCMT060204	Insert CCMT060204
		SDJCR0810D07	SDJCR1010E07
		Insert DCMT070202	Insert DCMT070202
	SDNCN0810D07	SDNCN1010E07	
	Insert DCMT070202	Insert DCMT070202	
Internal turning Tools		SCLCL0810D06	SCLCL1010E06
		Insert CCMT060204	Insert CCMT060204
External Threading Tools		LW0810R-04	LW1010R-04
		Insert JcL15-120	Insert JcL15-120
Cut-off Tools		QA0812R-03	QA1012R-03
		Insert JCQ3	Insert JCQ3
Model No.		250-0200	250-0300