



GAGE BLOCK ACCESSORY SETS

Descriptions	10 Pcs/set	11Pcs/set	12Pcs/set	15Pcs/set	17Pcs/set
	Model No. 631-2910	Model No. 631-2911	Model No. 631-2912	Model No. 631-2915	Model No.631-2918
50mmClamp	1Piece	1Piece	1Piece	1Piece	1Piece
100mmClamp	1Piece	1Piece	1Piece	1Piece	1Piece
200mm Clamp	1Piece	1Piece	1Piece	1Piece	1Piece
2mm Radius Cylindrical Jaws	1Pair	1Pair	1Pair	1Pair	1Pair
5mm Radius Cylindrical Jaws	1Pair	1Pair	1Pair	1Pair	1Pair
10mm Radius Cylindrical Jaws		1Pair	1Pair	1Pair	1Pair
100mmBeveled Ends Jaws				1Pair	1Pair
100mmStraight Edge					1Piece
Scriber Point	1Piece	1Piece	1Piece	1Piece	1Piece
Center Point	1Piece		1Piece	1Piece	1Piece
Knife Edge Jaws				1Pair	1Pair
Base Block	1Piece	1Piece	1Piece		1Piece



PLANER AND SHAPER GAGES

Max. Range 1/4 - 6 - 1/4" with extension rod.


Model No.600-0049

Makes setting of planer and shaper tools easy.

Set gage with micrometer, surface gage or caliper and bring cutting tool in contact with it.

Gives the operator a reliable starting point, thus eliminating trial cuts. Also use in conjunction with Dial indicator to level large plates for planing, etc.

RADIUS GAGES



Blades	Blades	Radius Range	Model No.
Concave	Convex		
17	17	1.0-7.0mm, 1-3mm step by 0.25mm, 3.5-7.0mm step by 0.5mm	615-6550
16	16	7.5-15.0mm, step by 0.5mm	615-6555
16	16	15-25mm, step by 15-20mm step by 0.5mm 21-25mm step by 1.0mm	615-6560
15	15	1/32" - 1/4", step by 1/64"	615-6565
16	16	17/64" - 1/2", step by 1/64"	615-6570
16	16	17/32" - 1", step by 1/32"	615-6575

RADIUS GAGES SETS

Designed for checking radius, easier and faster, it can be used for inspection, layout, pattern making and all other machining job.

Satin chrome finished.

Each gage is marked with its individual size.

Each gage has five measuring surface for convex and concave radius.



Range	Gages per set	Model No.
WITH holder 9/32" to 1/2" by 32nds	8Pcs	615-4008
WITH holder 9/16" to 1" by 16ths	8Pcs	615-4108
WITH holder 1-1/16" to 1-1/2" by 16ths	8Pcs	615-4208
WITHOUT holder 9/16" to 1" by 16ths	8Pcs	615-4308
WITHOUT holder 0.550 to 1" by 0.05"	10Pcs	615-4010
WITH holder 1/64" to 17/64" by 64ths	17Pcs	615-4017
WITHOUT holder 0.02" to 0.500"	19Pcs	615-4019
WITH holder 0.020" to 0.500"	19Pcs	615-4119
WITH holder 0.5-7mm by 0.5mm 8-15mm by 1mm	22Pcs	615-4022
WITH holder 1/64" to 17/64" by 64ths & 9/32 to 1/2 step by 32ths	25Pcs	615-4025
WITH holder 0.010" to 0.500"	26Pcs	615-4126
WITH holder 0.5-13.0mm by 0.5mm	26Pcs	615-4226

SCREW PITCH GAGES



Blades	Checking Range	Model No.	Blades	Checking Range	Model No.
14	0.35-3.0mm, METRIC 60°	615-6317	28	0.25-2.5mm, METRIC 60°	615-6339
20	0.4-6.0mm, METRIC 60°	615-6318	22	4-48TPI, INCH 55°	615-6322
16	0.25-2.5mm, METRIC 60°	615-6320	10	13-40 TPI, METRIC 60°	615-6323
18	0.5-7.0mm METRIC 60°	615-6330	30	4-42TPI, INCH 55°	615-6324
28	0.25-2.5mm METRIC 60°	615-6332	30	4-42TPE, METRIC 60°	615-6342
18	0.4-7.0mm, METRIC 60°	615-6321	52	4-62TPI, INCH 55°	615-6348
				& 0.25-6mm, METRIC 60°	
24	0.25-6.0mm, METRIC 60°	615-6340	51	4-84 TPI INCH 60°	615-6351
			30	6-60 TPI INCH 60°	615-6334



Measuring Tools

29° ACME SCREW THREAD GAGE

THREADS: 1, 1-1/3, 1-1/2, 1-3/4, 2, 2-1/2, 3, 4, 5, 6, 7, 8, 9, 10

Model No.615-6123



CENTER GAGE

Type	Model No.
Metric std. 60°	615-6260
Whitworth std. 55°	615-6255
U.S. std. 60°	615-6300

18 PCS ANGLE GAGE SET

Stainless Steel

Model No.615-9180



Primary Angle	1/2Primary Angle	Complementary Angle	Primary Angle	1/2Primary Angle	Complementary Angle
5°	2°0"	175°	50°	25°	130°
10°	5°	170°	55°	27°30"	125°
15°	7°0"	165°	60°	30°	120°
20°	10°	160°	65°	32°30"	115°
25°	12°0"	155°	70°	35°	110°
30°	15°	150°	75°	37°30"	105°
35°	17°0"	145°	80°	40°	100°
40°	20°	140°	85°	42°30"	95°
45°	22°0"	135°	90°	45°	90°

UNIVERSAL THREAD CUTTER GAGES



Model No.615-7000

Square 2, 2.5, 3, 3.5, 4, 4.5, 5, 6, 7, 8
Angle 45°, 53°8', 55°, 60°, 70°6' / 55°



Model No.615-7001

Din 103,
Tape 2, 3, 4, 5, 6, 7, 8, 9, 10, 12 / 30°



Model No.615-7002

Tape 2, 3, 4, 5, 6, 7, 8, 9, 10, 12 /
whitworth55°/Metrisch60°
schnittwinkel 40°, 45°, 50°, 55°,
60°, 65°, 70°, 75°, 80°



Model No.615-7003


Tape 2, 3, 4, 5, 6, 7, 8, 9, 10, 12 /
whitworth55°/Metrisch60°/ square 2,
2.5, 3, 3.5, 4, 4.5, 5, 6, 7, 8



Model No.615-7004

Tape 2, 3, 4, 5, 6, 7, 8, 9, 10, 12 whitworth
55°/ Metrisch60°/ sch-nittwinkel, 40°, 45°,
50°, 55°, 60°, 65°, 70°, 75°, 80°

ANGLE GAGES



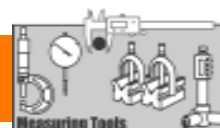
RANGE	Leaves	Model No.
1°, 2°, 3°, 4°, 5°, 6°, 7°, 8°, 9°, 10°, 12°, 14°, 18°	18	615-9182
14-1/2°, 15°, 25°, 30°, 35°, 45°		
1°, 2°, 3°, 4°, 5°, 6°, 7°, 8°, 9°, 10°, 12°, 14°, 16°, 18°, 20°, 25°, 30°, 35°, 40°, 45°	20	615-9184

ANSI STANDARD THREAD GAGES



- The ANSI standard thread gauges are made in accordance with ANSI/ASME B1.2 - 1983.
- Series designation: UNC.

Standard Size Teeth per inch	Ring Gauge				Plug Gauge		
	2A		3A		GO & NO GO WITH HANDLE		
	GO Model No.	NO GO Model No.	GO Model No.	NO GO Model No.	1B Model No.	2B Model No.	3B Model No.
0.073-64	622-2001	622-4001	622-3001	622-5001	623-1001	623-2001	623-3001
0.086-56	622-2002	622-4002	622-3002	622-5002	623-1002	623-2002	623-3002
0.099-48	622-2003	622-4003	622-3003	622-5003	623-1003	623-2003	623-3003
0.112-40	622-2004	622-4004	622-3004	622-5004	623-1004	623-2004	623-3004
0.125-40	622-2005	622-4005	622-3005	622-5005	623-1005	623-2005	623-3005
0.138-32	622-2006	622-4006	622-3006	622-5006	623-1006	623-2006	623-3006
0.164-32	622-2007	622-4007	622-3007	622-5007	623-1007	623-2007	623-3007
0.190-24	622-2008	622-4008	622-3008	622-5008	623-1008	623-2008	623-3008
0.216-24	622-2009	622-4009	622-3009	622-5009	623-1009	623-2009	623-3009
0.250-20	622-2010	622-4010	622-3010	622-5010	623-1010	623-2010	623-3010
0.3125-18	622-2011	622-4011	622-3011	622-5011	623-1011	623-2011	623-3011
0.375-16	622-2012	622-4012	622-3012	622-5012	623-1012	623-2012	623-3012
0.4375-14	622-2013	622-4013	622-3013	622-5013	623-1013	623-2013	623-3013
0.500-13	622-2014	622-4014	622-3014	622-5014	623-1014	623-2014	623-3014
0.5625-12	622-2015	622-4015	622-3015	622-5015	623-1015	623-2015	623-3015
0.625-11	622-2016	622-4016	622-3016	622-5016	623-1016	623-2016	623-3016
0.750-10	622-2017	622-4017	622-3017	622-5017	623-1017	623-2017	623-3017
0.875-9	622-2018	622-4018	622-3018	622-5018	623-1018	623-2018	623-3018
1.000-8	622-2019	622-4019	622-3019	622-5019	623-1019	623-2019	623-3019
1.125-7	622-2020	622-4020	622-3020	622-5020	623-1020	623-2020	623-3020
1.250-7	622-2021	622-4021	622-3021	622-5021	623-1021	623-2021	623-3021
1.375-6	622-2022	622-4022	622-3022	622-5022	623-1022	623-2022	623-3022
1.500-6	622-2023	622-4023	622-3023	622-5023	623-1023	623-2023	623-3023
1.750-5	622-2024	622-4024	622-3024	622-5024	623-1024	623-2024	623-3024
2.000-4.5	622-2025	622-4025	622-3025	622-5025	623-1025	623-2025	623-3025



COMMON THREAD PLUG GAGES AND RING GAGES



The common thread ring gauge and plug gauge are used to calibrate the thread work pieces in GB-197-81 and ISO Standard. Please mark the specifications when you order them.

**Model No. is made by three parts, for example,
No.618-0011 means thread ring gage " go", 2.0x0.4mm.**

Model No.617-XXXX: Thread Plug Gage
Model No.618-XXXX: Thread Ring Gage Go
Model No.619-XXXX: Thread Ring Gage No Go

Nominal Diameter	Pitch 1 Model No.	Pitch 2 Model No.	Pitch 3 Model No.	Pitch 4 Model No.	Pitch 5 Model No.	Pitch 6 Model No.	Model No.
2.0	0.40	0.25					-001x
2.2	0.45	0.25					-002x
2.5	0.45	0.35					-003x
3.0	0.50	0.35					-004x
3.5	0.60	0.35					-005x
4.0	0.70	0.50					-006x
5.0	0.80	0.50					-007x
6.0	1.00	0.75	0.50				-008x
8.0	1.25	1.00	0.75	0.50			-009x
10.0	1.50	1.25	1.00	0.75	0.50		-010x
12.0	1.75	1.50	1.25	1.00	0.75	0.50	-011x
14.0	2.00	1.50	1.25	1.00	0.75	0.50	-012x
16.0	2.00	1.50	1.00	0.75	0.50		-013x
18.0	2.50	2.00	1.50	1.00	0.75	0.50	-014x
20.0	2.50	2.00	1.50	1.00	0.75	0.50	-015x
22.0	2.50	2.00	1.50	1.00	0.75	0.50	-016x
24.0	3.00	2.00	1.50	1.00	0.75	0.50	-017x
27.0	3.00	2.00	1.50	1.00	0.75	0.50	-018x
30.0	3.50	3.00	2.00	1.50	1.00	0.75	-019x
33.0	3.50	3.00	2.00	1.50	1.00	0.75	-020x
36.0	4.00	3.00	2.00	1.50	1.00		-021x
39.0	4.00	3.00	2.00	1.50	1.00		-022x
42.0	4.00	4.00	3.00	2.00	1.50	1.00	-023x
45.0	4.00	4.00	3.00	2.00	1.50	1.00	-024x
48.0	4.00	4.00	3.00	2.00	1.50	1.00	-025x
52.0	4.00	4.00	3.00	2.00	1.50	1.00	-026x
56.0	5.50	4.00	3.00	2.00	1.50	1.00	-027x
60.0	5.50	4.00	3.00	2.00	1.50	1.00	-028x
64.0	6.00	4.00	3.00	2.00	1.50	1.00	-029x
68.0	6.00	4.00	3.00	2.00	1.50	1.00	-030x
72.0	6.00	4.00	3.00	2.00	1.50	1.00	-031x
76.0	6.00	4.00	3.00	2.00	1.50	1.00	-032x
80.0	6.00	4.00	3.00	2.00	1.50	1.00	-033x
85.0	6.00	4.00	3.00	2.00	1.50		-034x
90.0	6.00	4.00	3.00	2.00	1.50		-035x
95.0	6.00	4.00	3.00	2.00	1.50		-036x
100.0	6.00	4.00	3.00	2.00	1.50		-037x
105.0	6.00	4.00	3.00	2.00	1.50		-038x
110.0	6.00	4.00	3.00	2.00	1.50		-039x
115.0	6.00	4.00	3.00	2.00	1.50		-040x
120.0	6.00	4.00	3.00	2.00	1.50		-041x
125.0	6.00	4.00	3.00	2.00	1.50		-042x
130.0	6.00	4.00	3.00	2.00	1.50		-043x
140.0	6.00	4.00	3.00	2.00	1.50		-044x

LIMIT PLUG GAGES DIN2245,GO/NO GO



- Made of hardened steel, Tolerance H7 and H6, go and not go

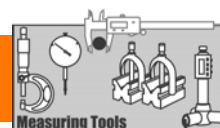
Size	H7 Model No.	H6 Model No.
1.8mm	620-3018	620-6018
2.0mm	620-3020	620-6020
2.5mm	620-3025	620-6025
3.0mm	620-3030	620-6030
3.5mm	620-3035	620-6035
4.0mm	620-3040	620-6040
4.5mm	620-3045	620-6045
5.0mm	620-3050	620-6050
6.0mm	620-3060	620-6060
7.0mm	620-3070	620-6070
8.0mm	620-3080	620-6080
9.0mm	620-3090	620-6090
10.0mm	620-3100	620-6100
11.0mm	620-3110	620-6110
12.0mm	620-3120	620-6120
13.0mm	620-3130	620-6130
14.0mm	620-3140	620-6140
15.0mm	620-3150	620-6150
16.0mm	620-3160	620-6160
17.0mm	620-3170	620-6170
18.0mm	620-3180	620-6180
19.0mm	620-3190	620-6190
20.0mm	620-3200	620-6200
21.0mm	620-3210	620-6210
22.0mm	620-3220	620-6220
23.0mm	620-3230	620-6230
24.0mm	620-3240	620-6240
25.0mm	620-3250	620-6250
26.0mm	620-3260	620-6260
27.0mm	620-3270	620-6270
28.0mm	620-3280	620-6280
29.0mm	620-3290	620-6290
30.0mm	620-3300	620-6300
31.0mm	620-3310	620-6310
32.0mm	620-3320	620-6320
33.0mm	620-3330	620-6330
34.0mm	620-3340	620-6340
35.0mm	620-3350	620-6350
36.0mm	620-3360	620-6360
37.0mm	620-3370	620-6370
38.0mm	620-3380	620-6380
39.0mm	620-3390	620-6390
40.0mm	620-3400	620-6400
41.0mm	620-3410	620-6410
42.0mm	620-3420	620-6420
43.0mm	620-3430	620-6430
44.0mm	620-3440	620-6440
45.0mm	620-3450	620-6450
46.0mm	620-3460	620-6460
47.0mm	620-3470	620-6470
48.0mm	620-3480	620-6480
49.0mm	620-3490	620-6490
50.0mm	620-3500	620-6500
51.0mm	620-3510	620-6510
52.0mm	620-3520	620-6520
53.0mm	620-3530	620-6530

Size	H7 Model No.	H6 Model No.
54.0mm	620-3540	620-6540
55.0mm	620-3550	620-6550
56.0mm	620-3560	620-6560
57.0mm	620-3570	620-6570
58.0mm	620-3580	620-6580
59.0mm	620-3590	620-6590
60.0mm	620-3600	620-6600
61.0mm	620-3610	620-6610
62.0mm	620-3620	620-6620
63.0mm	620-3630	620-6630
64.0mm	620-3640	620-6640
65.0mm	620-3650	620-6650
66.0mm	620-3660	620-6660
67.0mm	620-3670	620-6670
68.0mm	620-3680	620-6680
69.0mm	620-3690	620-6690
70.0mm	620-3700	620-6700
71.0mm	620-3710	620-6710
72.0mm	620-3720	620-6720
73.0mm	620-3730	620-6730
74.0mm	620-3740	620-6740
75.0mm	620-3750	620-6750
76.0mm	620-3760	620-6760
77.0mm	620-3770	620-6770
78.0mm	620-3780	620-6780
79.0mm	620-3790	620-6790
80.0mm	620-3800	620-6800
81.0mm	620-3810	620-6810
82.0mm	620-3820	620-6820
83.0mm	620-3830	620-6830
84.0mm	620-3840	620-6840
85.0mm	620-3850	620-6850
86.0mm	620-3860	620-6860
87.0mm	620-3870	620-6870
88.0mm	620-3880	620-6880
89.0mm	620-3890	620-6890
90.0mm	620-3900	620-6900
91.0mm	620-3910	620-6910
92.0mm	620-3920	620-6920
93.0mm	620-3930	620-6930
94.0mm	620-3940	620-6940
95.0mm	620-3950	620-6950
96.0mm	620-3960	620-6960
97.0mm	620-3970	620-6970
98.0mm	620-3980	620-6980
99.0mm	620-3990	620-6990
100.0mm	620-4000	620-7000
101.0mm	620-4010	620-7010
102.0mm	620-4020	620-7020
103.0mm	620-4030	620-7030
104.0mm	620-4040	620-7040
105.0mm	620-4050	620-7050
106.0mm	620-4060	620-7060
107.0mm	620-4070	620-7070
108.0mm	620-4080	620-7080

Size	H7 Model No.	H6 Model No.
109.0mm	620-4090	620-7090
110.0mm	620-4100	620-7100
111.0mm	620-4110	620-7110
112.0mm	620-4120	620-7120
113.0mm	620-4130	620-7130
114.0mm	620-4140	620-7140
115.0mm	620-4150	620-7150
116.0mm	620-4160	620-7160
117.0mm	620-4170	620-7170
118.0mm	620-4180	620-7180
119.0mm	620-4190	620-7190
120.0mm	620-4200	620-7200
121.0mm	620-4210	620-7210
122.0mm	620-4220	620-7220
123.0mm	620-4230	620-7230
124.0mm	620-4240	620-7240
125.0mm	620-4250	620-7250
126.0mm	620-4260	620-7260
127.0mm	620-4270	620-7270
128.0mm	620-4280	620-7280
129.0mm	620-4290	620-7290
130.0mm	620-4300	620-7300
131.0mm	620-4310	620-7310
132.0mm	620-4320	620-7320
133.0mm	620-4330	620-7330
134.0mm	620-4340	620-7340
135.0mm	620-4350	620-7350
136.0mm	620-4360	620-7360
137.0mm	620-4370	620-7370
138.0mm	620-4380	620-7380
139.0mm	620-4390	620-7390
140.0mm	620-4400	620-7400
141.0mm	620-4410	620-7410
142.0mm	620-4420	620-7420
143.0mm	620-4430	620-7430
144.0mm	620-4440	620-7440
145.0mm	620-4450	620-7450
146.0mm	620-4460	620-7460
147.0mm	620-4470	620-7470
148.0mm	620-4480	620-7480
149.0mm	620-4490	620-7490
150.0mm	620-4500	620-7500
151.0mm	620-4510	620-7510
152.0mm	620-4520	620-7520
153.0mm	620-4530	620-7530
154.0mm	620-4540	620-7540
155.0mm	620-4550	620-7550
156.0mm	620-4560	620-7560
157.0mm	620-4570	620-7570
158.0mm	620-4580	620-7580
159.0mm	620-4590	620-7590
160.0mm	620-4600	620-7600
161.0mm	620-4610	620-7610
162.0mm	620-4620	620-7620
163.0mm	620-4630	620-7630

Size	H7 Model No.	H6 Model No.
164.0mm	620-4640	620-7640
165.0mm	620-4650	620-7650
166.0mm	620-4660	620-7660
167.0mm	620-4670	620-7670
168.0mm	620-4680	620-7680
169.0mm	620-4690	620-7690
170.0mm	620-4700	620-7700
171.0mm	620-4710	620-7710
172.0mm	620-4720	620-7720
173.0mm	620-4730	620-7730
174.0mm	620-4740	620-7740
175.0mm	620-4750	620-7750
176.0mm	620-4760	620-7760
177.0mm	620-4770	620-7770
178.0mm	620-4780	620-7780
179.0mm	620-4790	620-7790
180.0mm	620-4800	620-7800
181.0mm	620-4810	620-7810
182.0mm	620-4820	620-7820
183.0mm	620-4830	620-7830
184.0mm	620-4840	620-7840
185.0mm	620-4850	620-7850
186.0mm	620-4860	620-7860
187.0mm	620-4870	620-7870
188.0mm	620-4880	620-7880
189.0mm	620-4890	620-7890
190.0mm	620-4900	620-7900
191.0mm	620-4910	620-7910
192.0mm	620-4920	620-7920
193.0mm	620-4930	620-7930
194.0mm	620-4940	620-7940
195.0mm	620-4950	620-7950
196.0mm	620-4960	620-7960
197.0mm	620-4970	620-7970
198.0mm	620-4980	620-7980
199.0mm	620-4990	620-7990
200.0mm	620-5000	620-8000
201.0mm	620-5010	620-8010
202.0mm	620-5020	620-8020
203.0mm	620-5030	620-8030
204.0mm	620-5040	620-8040
205.0mm	620-5050	620-8050
206.0mm	620-5060	620-8060
207.0mm	620-5070	620-8070
208.0mm	620-5080	620-8080
209.0mm	620-5090	620-8090
210.0mm	620-5100	620-8100
211.0mm	620-5110	620-8110
212.0mm	620-5120	620-8120
213.0mm	620-5130	620-8130
214.0mm	620-5140	620-8140
215.0mm	620-5150	620-8150
216.0mm	620-5160	620-8160
217.0mm	620-5170	620-8170
218.0mm	620-5180	620-8180
219.0mm	620-5190	620-8190

WWW.PRECOTOOLS.CN



SETTING RING GAGES DIN2250

- Hardened ground and lapped

Size	Model No.
3.0mm	620-0030
3.5mm	620-0035
4.0mm	620-0040
4.5mm	620-0045
5.0mm	620-0050
6.0mm	620-0060
7.0mm	620-0070
8.0mm	620-0080
9.0mm	620-0090
10.0mm	620-0100
11.0mm	620-0110
12.0mm	620-0120
13.0mm	620-0130
14.0mm	620-0140
15.0mm	620-0150
16.0mm	620-0160
17.0mm	620-0170
18.0mm	620-0180
19.0mm	620-0190
20.0mm	620-0200
21.0mm	620-0210
22.0mm	620-0220
23.0mm	620-0230
24.0mm	620-0240
25.0mm	620-0250
26.0mm	620-0260
27.0mm	620-0270
28.0mm	620-0280
29.0mm	620-0290
30.0mm	620-0300
31.0mm	620-0310
32.0mm	620-0320
33.0mm	620-0330
34.0mm	620-0340
35.0mm	620-0350
36.0mm	620-0360
37.0mm	620-0370
38.0mm	620-0380
39.0mm	620-0390
40.0mm	620-0400
41.0mm	620-0410
42.0mm	620-0420
43.0mm	620-0430
44.0mm	620-0440
45.0mm	620-0450
46.0mm	620-0460
47.0mm	620-0470
48.0mm	620-0480
49.0mm	620-0490

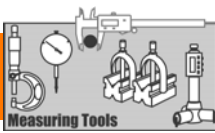
Size	Model No.
50.0mm	620-0500
51.0mm	620-0510
52.0mm	620-0520
53.0mm	620-0530
54.0mm	620-0540
55.0mm	620-0550
56.0mm	620-0560
57.0mm	620-0570
58.0mm	620-0580
59.0mm	620-0590
60.0mm	620-0600
61.0mm	620-0610
62.0mm	620-0620
63.0mm	620-0630
64.0mm	620-0640
65.0mm	620-0650
66.0mm	620-0660
67.0mm	620-0670
68.0mm	620-0680
69.0mm	620-0690
70.0mm	620-0700
71.0mm	620-0710
72.0mm	620-0720
73.0mm	620-0730
74.0mm	620-0740
75.0mm	620-0750
76.0mm	620-0760
77.0mm	620-0770
78.0mm	620-0780
79.0mm	620-0790
80.0mm	620-0800
81.0mm	620-0810
82.0mm	620-0820
83.0mm	620-0830
84.0mm	620-0840
85.0mm	620-0850
86.0mm	620-0860
87.0mm	620-0870
88.0mm	620-0880
89.0mm	620-0890
90.0mm	620-0900
91.0mm	620-0910
92.0mm	620-0920
93.0mm	620-0930
94.0mm	620-0940
95.0mm	620-0950
96.0mm	620-0960
97.0mm	620-0970
98.0mm	620-0980

Size	Model No.
99.0mm	620-0990
100.0mm	620-1000
101.0mm	620-1010
102.0mm	620-1020
103.0mm	620-1030
104.0mm	620-1040
105.0mm	620-1050
106.0mm	620-1060
107.0mm	620-1070
108.0mm	620-1080
109.0mm	620-1090
110.0mm	620-1100
111.0mm	620-1110
112.0mm	620-1120
113.0mm	620-1130
114.0mm	620-1140
115.0mm	620-1150
116.0mm	620-1160
117.0mm	620-1170
118.0mm	620-1180
119.0mm	620-1190
120.0mm	620-1200
121.0mm	620-1210
122.0mm	620-1220
123.0mm	620-1230
124.0mm	620-1240
125.0mm	620-1250
126.0mm	620-1260
127.0mm	620-1270
128.0mm	620-1280
129.0mm	620-1290
130.0mm	620-1300
131.0mm	620-1310
132.0mm	620-1320
133.0mm	620-1330
134.0mm	620-1340
135.0mm	620-1350
136.0mm	620-1360
137.0mm	620-1370
138.0mm	620-1380
139.0mm	620-1390
140.0mm	620-1400
141.0mm	620-1410
142.0mm	620-1420
143.0mm	620-1430
144.0mm	620-1440
145.0mm	620-1450
146.0mm	620-1460
147.0mm	620-1470

Size	Model No.
148.0mm	620-1480
149.0mm	620-1490
150.0mm	620-1500
151.0mm	620-1510
152.0mm	620-1520
153.0mm	620-1530
154.0mm	620-1540
155.0mm	620-1550
156.0mm	620-1560
157.0mm	620-1570
158.0mm	620-1580
159.0mm	620-1590
160.0mm	620-1600
161.0mm	620-1610
162.0mm	620-1620
163.0mm	620-1630
164.0mm	620-1640
165.0mm	620-1650
166.0mm	620-1660
167.0mm	620-1670
168.0mm	620-1680
169.0mm	620-1690
170.0mm	620-1700
171.0mm	620-1710
172.0mm	620-1720
173.0mm	620-1730
174.0mm	620-1740
175.0mm	620-1750
176.0mm	620-1760
177.0mm	620-1770
178.0mm	620-1780
179.0mm	620-1790
180.0mm	620-1800
181.0mm	620-1810
182.0mm	620-1820
183.0mm	620-1830
184.0mm	620-1840

Size	Model No.
185.0mm	620-1850
186.0mm	620-1860
187.0mm	620-1870
188.0mm	620-1880
189.0mm	620-1890
190.0mm	620-1900
191.0mm	620-1910
192.0mm	620-1920
193.0mm	620-1930
194.0mm	620-1940
195.0mm	620-1950
196.0mm	620-1960
197.0mm	620-1970
198.0mm	620-1980
199.0mm	620-1990
200.0mm	620-2000
201.0mm	620-2010
202.0mm	620-2020
203.0mm	620-2030
204.0mm	620-2040
205.0mm	620-2050
206.0mm	620-2060
207.0mm	620-2070
208.0mm	620-2080
209.0mm	620-2090
210.0mm	620-2100
211.0mm	620-2110
212.0mm	620-2120
213.0mm	620-2130
214.0mm	620-2140
215.0mm	620-2150
216.0mm	620-2160
217.0mm	620-2170
218.0mm	620-2180
219.0mm	620-2190
220.0mm	620-2220





Measuring Tools

PRECISION FEELER GAGES



Metric

Blade Pcs	Range (mm)	Feeler Blade Thickness	Length 100mm	Length 150mm	Length 200mm	Length 300mm	Length 75mm
6	0.10-0.15-0.20-0.25-0.30-0.40						615-6006
9	0.04-0.05-0.06-0.07-0.08-0.10-0.15-0.20-0.30						615-6009
11	0.03-0.04-0.05-0.06-0.07-0.10-0.15-0.25-0.30-0.40-0.50		615-6401	615-6402	615-6403	615-6404	
12	0.05-0.06-0.07-0.08-0.09-0.10-0.15-0.20-0.25-0.30-0.35-0.40		615-6411	615-6412	615-6413	615-6414	
13	0.02-0.02-0.03-0.03-0.04-0.04-0.05-0.05-0.06-0.07-0.08-0.09-0.10		615-6421	615-6422	615-6423	615-6424	
13	0.05-0.10-0.15-0.20-0.25-0.30-0.40-0.50-0.60-0.70-0.80-0.90-1.00		615-6431	615-6432	615-6433	615-6434	
14	0.05-0.06-0.07-0.08-0.09-0.10-0.15-0.20-0.25-0.30-0.40-0.50-0.75-1.00		615-6441	615-6442	615-6443	615-6444	
14	0.05-0.06-0.07-0.08-0.09-0.10-0.15-0.20-0.25-0.30-0.35-0.40-0.45-0.50		615-6451	615-6452	615-6453	615-6454	
17	0.02-0.03-0.04-0.05-0.06-0.07-0.08-0.09-0.10-0.15-0.20-0.25-0.30-0.35-0.40-0.45-0.50		615-6461	615-6462	615-6463	615-6464	
17	0.02-0.03-0.04-0.05-0.06-0.07-0.08-0.09-0.10-0.15-0.20-0.25-0.30-0.40-0.50-0.75-1.00		615-6471	615-6472	615-6473	615-6474	
20	0.05-0.10-0.15-0.20-0.25-0.30-0.35-0.40-0.45-0.50-0.55-0.60-0.65-0.70-0.75-0.80-0.85-0.90-0.95-1.0		615-6481	615-6482	615-6483	615-6484	
21	0.02-0.02-0.03-0.03-0.04-0.04-0.05-0.05-0.06-0.07-0.08-0.09-0.10-0.15-0.20-0.25-0.30-0.35-0.40-0.45-0.50		615-6491	615-6492	615-6493	615-6494	
Blade Pcs	Range (mm)	Feeler Blade Thickness	Length 500mm	Length 800mm	Length 1000mm		
13	0.05-0.10-0.15-0.20-0.25-0.30-0.40-0.50-0.60-0.70-0.80-0.90-1.00		615-6513	615-6514	615-6515		
20	0.05-0.10-0.15-0.20-0.25-0.30-0.35-0.40-0.45-0.50-0.55-0.60-0.65-0.70-0.80-0.85-0.90-0.95-1.00		615-6516	615-6517	615-6518		

Inch

Piece	Range	Length	Model No.
9	0.002-0.003-0.004-0.005-0.006-0.008-0.010-0.015-0.020-	3"	615-6203
9	0.002-0.003-0.004-0.006-0.008-0.012-0.013-0.020-0.025-	3"	615-6204
12	0.008-0.010-0.012-0.013-0.014-0.015-0.016-0.018-0.019-0.020-0.025-0.026-	4"	615-6205
15	0.002-0.003-0.004-0.005-0.006-0.008-0.011-0.012-0.013-0.014-0.016-0.018-0.020-0.022-0.025-	3-1/2"	615-6206
8	0.015-0.018-0.020-0.025-0.028-0.030-0.035-0.040-		615-6207
26	0.0015-0.002-0.0025-0.003-0.004-0.005-0.006-0.007-0.008-0.009-0.010-0.011-0.012-0.013-0.014-0.015-0.016-0.017-0.018-0.019-0.020-0.021-0.022-0.023-0.024-0.025-	3-1/2"	615-6208
32	0.0015-0.002-0.0025-0.003-0.004-0.005-0.006-0.007-0.008-0.009-0.010-0.011-0.012-0.013-0.014-0.015-0.016-0.017-0.018-0.019-0.020-0.021-0.022-0.023-0.024-0.025-0.026-0.028-0.030-0.032-0.035-	3-1/2"	615-6209
16	0.010-0.012-0.013-0.015-0.016-0.017-0.018-0.020-0.022-0.024-0.025-0.026-0.028-0.030-0.032-0.035-	1-1/2"	615-6210