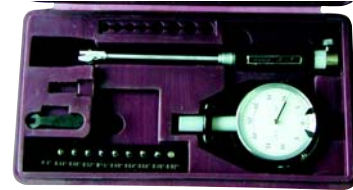


Measuring Tools

DIAL BORE GAGE SETS



Metric Size, Grad. 0.01mm

Range	Depth	Model No.	Range	Depth	Model No.
6-10mm	40mm	612-7900	35-50mm	1500mm	612-7950
10-18mm	100mm	612-7905	50-100mm(160)	500mm	612-7955
18-35mm	125mm	612-7910	50-100mm(160)	1000mm	612-7960
35-50mm	150mm	612-7915	50-100mm(160)	1500mm	612-7965
50-100mm	150mm	612-7920	160-250mm	500mm	612-7970
50-160mm	150mm	612-7925	160-250mm	1000mm	612-7975
160-250mm	400mm	612-7930	160-250mm	1500mm	612-7980
250-450mm	400mm	612-7935	250-450mm	500mm	612-7985
35-50mm	500mm	612-7940	250-450mm	1000mm	612-7990
35-50mm	1000mm	612-7945	250-450mm	1500mm	612-7995

Inch Size

Range	Depth	0.001" Model No.	0.0005"0 Model No.	.0001" Model No.	Package
0.24-0.4"	1.57"	612-5906	612-5900	612-5902	Plastic Case
0.4-0.7"	4"	612-5907	612-5905	612-5904	Plastic Case
0.7-1.5"	5"	612-5908	612-5910	612-5909	Plastic Case
1.4-2.4"	6"	612-5912	612-5915	612-5914	Plastic Case
2-4"	6"	612-5918	612-5916	612-5917	Plastic Case
2-6"	6"	612-5919	612-5920	612-5921	Plastic Case
6-10"	16"	612-5930	612-5925	612-5927	Wooden Case
10-16"	16"	612-5940	612-5935	612-5937	Wooden Case
1.4-2.4"	19.7"	612-6906	612-6900	612-6903	Wooden Case
1.4-2.4"	39.4"	612-6915	612-6910	612-6917	Wooden Case
1.4-2.4"	59.1"	612-6925	612-6920	612-6923	Wooden Case
2-4 (6)	19.7"	612-6935	612-6930	612-6933	Wooden Case
2-4 (6)	39.4"	612-6945	612-6940	612-6943	Wooden Case
2-4 (6)	59.1"	612-6955	612-6950	612-6953	Wooden Case
6-10"	19.7"	612-6965	612-6960	612-6963	Wooden Case
6-10"	39.4"	612-6975	612-6970	612-6973	Wooden Case
6-10"	59.1"	612-6985	612-6980	612-6983	Wooden Case
10-16"	19.7"	612-6995	612-6990	612-6991	Wooden Case
10-16"	59.1"	612-6999	612-6998	612-6993	Wooden Case

DIAL MICRON INDICATOR

- Peach sharp mechanical body
- Adjustable steel dia ring.
- Anti-dirty screw rises while lifting measuring spindle
- With adjustable tolerance markers
- With dial locking screw

Range	Graduation	Dial Face	Flat Back Model No.	Lug Back Model No.
0-1mm	0.001mm	40mm	605-4100	605-4200
0-1mm	0.001mm	57mm	605-4101	605-4201
0-12.7mm	0.002mm	57mm	605-4102	605-4202
0-0.5"	0.0001"	57mm		605-4001
0-0.05"	0.0001"	57mm		605-4000



DIAL MICRON INDIC WITH MM/INCH SCALE

- Round mechanical body
- Adjustable steel dia ring.



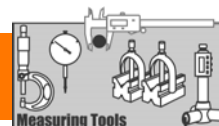
Range	Graduation	Dial Face ϕ	Flat Back Model No.	Lug Back Model No.
0-1.27mm/0-0.05"	0.002mm/0.0001"	57mm	605-4250	605-4255

DIAL COMPARATORS

- With adjustable tolerance markers
- With dial locking screw



Range	Graduation	Dial Face ϕ	Model No.
± 0.4 mm	0.01mm	57mm	605-4230



DIAL INDICATORS



Metric, Graduation 0.01mm

Range	Dial Face ϕ	Flat Back Model No.	Lug Back Model No.
0-3.0mm	40mm	605-4120	605-4110
0-3.0mm	58mm	605-4132	605-4134
0-5.0mm	40mm	605-4140	605-4141
0-5.0mm	58mm	605-4115	605-4130
0-6.0mm	40mm	605-4116	605-4117
0-8.0mm	40mm	605-4145	605-4108
0-10.0mm	58mm	605-4125	605-4151
0-15.0mm	58mm	605-4149	605-4150
0-20.0mm	58mm	605-4155	605-4190
0-25.0mm	58mm	605-4160	605-4161
0-30.0mm	58mm	605-4175	605-4165
0-50.0mm	76mm	605-4180	605-4170

Inch, all with lug back, Graduation 0.0005"

Range	Dial Face ϕ	Revolution Counter	Model No.
0-0.25"	2.28"	Without	605-4005
0-0.25"	2.28"	With	605-4006
0-0.5"	2.28"	With	605-4060
0-1"	2.28"	With	605-4071
0-0.25"	1-37/64"	Without	605-4040
0-0.25"	2.28"	With	605-4030
0-0.4"	2.28"	With	605-4045
0-0.5"	2.28"	With	605-4050
0-1"	2.28"	With	605-4070
0-1"(Black face)	2.28"	With	605-4080

DIAL INDICATOR WITH CONCENTRIC DOUBLE FINGERS



Range	Graduation	Dial Face ϕ	Flat Back Model No.	Lug Back Model No.
0-30mm	0.01mm	58mm	605-4183	605-4283
0-50mm	0.01mm	58mm	605-4185	605-4285
0-80mm	0.01mm	58mm	605-4188	605-4288
0-100mm	0.01mm	78mm	605-4189	605-4289
0-2"	0.001"	2.28"		605-4205
0-2"(Black face)	0.001"	2.28"		605-4206

DOUBLE FACE DIAL INDICATORS



- Double face for indication, easy and convenient for reading
- Black and white bezel
- Steel body and jeweled bearing

0-10mmx0.01mm. Model No. 605-4220

SHOCKROOF DIAL INDICATORS



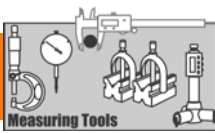
- With jeweled bearing and rack shockproof
- Inside tolerance hand (outside tolerance hand available)
- Semi-seal cap

Range	Graduation	Dial Face ϕ	Flat Back Model No.	Lug Back Model No.
0-3mm	0.01mm	58mm	605-4310	605-4311
0-5mm	0.01mm	58mm	605-4330	605-4331
0-10mm	0.01mm	58mm	605-4350	605-4316

DIAL TEST INDICATOR WITH DOUBLE "MM/INCH" SCALE



Range	Graduation	Dial Face ϕ	Model No.
0-0.6mm/0.03"	0.01mm/0.0005"	38mm	605-3034



Measuring Tools

DIGITAL TEST INDICATOR



- Power on/off key, Zero setting key, Metric/Inch key, Tolerance key.
- Contact Point Dia.: 2.5mm
- Accuracy: +/- 0.02mm

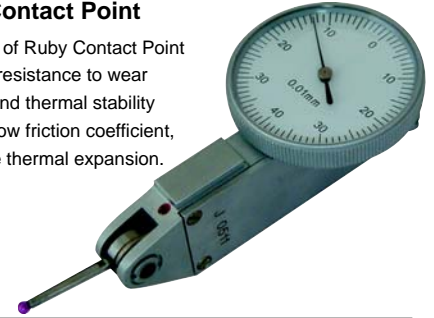


Range: +/-0.5mm/0.02"
 Grad.: 0.01mm/0.0005"
 Model No. 605-0002

DIAL TEST INDICATOR

with Ruby Contact Point

- The characters of Ruby Contact Point
- Hardness, resistance to wear
 - Chemical and thermal stability
 - extremely low friction coefficient,
 - neglectable thermal expansion.



Range	Reading	Faceø39mm	Faceø32mm
		Model No.	Pocket Model No.
0.03"	0.001"	605-5701	605-5901
0.03"	0.0005"	605-5710	605-5910
0.008"	0.0001"	605-5705	605-5905
0.8 mm	0.01 mm	605-5713	605-5913
0.2 mm	0.002 mm	605-5711	605-5911
0.12 mm	0.001 mm	605-5712	605-5912

DIAL TEST INDICATOR

Range	Reading	Vertical Faceø32mm
		Model No.
0.03"	0.001"	605-4801
0.03"	0.0005"	605-4810
0.008"	0.0001"	605-4805
0.8 mm	0.01 mm	605-4813
0.2 mm	0.002 mm	605-4811
0.12 mm	0.001 mm	605-4812



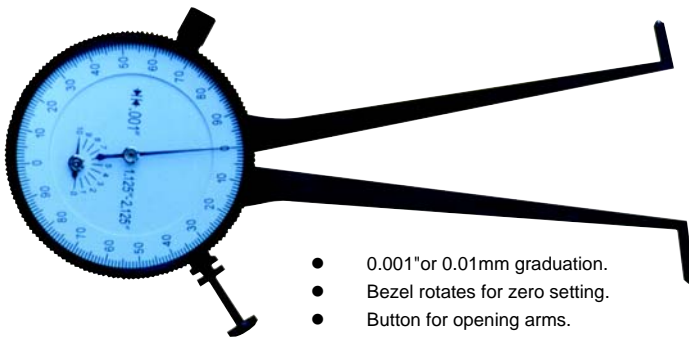
Vertical




Horizontal

Range	Reading	Faceø32mm	Faceø39mm
		Model No.	Model No.
0.03"	0.001"	605-4701	605-4901
0.03"	0.0005"	605-4710	605-4910
0.008"	0.0001"	605-4705	605-4905
0.2 mm	0.002 mm	605-4711	605-4911
0.12 mm	0.001 mm	605-4712	605-4912
0.8 mm	0.01 mm	605-4713	605-4913

INTERNAL & EXTERNAL DIAL CALIPER GAGES



- 0.001" or 0.01mm graduation.
- Bezel rotates for zero setting.
- Button for opening arms.



Inch	
Size	Internal Model No.
0.375-1.375"	612-0005
0.750-1.750"	612-0010
1.125-2.125"	612-0015
1.500-2.500"	612-0020
1.875-2.875"	612-0025
2.250-3.250"	612-0030
2.875-3.875"	612-0035
3.250-4.250"	612-0040
3.625-4.625"	612-0045
4.000-5.000"	612-0050

Metric	
Size	Internal Model No.
10-35mm	612-0305
20-45mm	612-0310
30-55mm	612-0315
40-65mm	612-0320
50-75mm	612-0325
60-85mm	612-0330
75-100mm	612-0335
85-110mm	612-0340
95-120mm	612-0345
100-125mm	612-0350

Inch	
Size	External Model No.
0-1"	612-0105
0.375-1.375"	612-0110
0.750-1.750"	612-0115
1.125-2.125"	612-0120
1.500-2.500"	612-0125
1.875-2.875"	612-0130
2.250-3.250"	612-0135
2.875-3.875"	612-0140
3.250-4.250"	612-0145
3.625-4.625"	612-0150

Metric	
Size	External Model No.
0-25mm	612-0205
10-35mm	612-0210
20-45mm	612-0215
30-55mm	612-0220
40-65mm	612-0225
50-75mm	612-0230
60-85mm	612-0235
75-100mm	612-0240
85-110mm	612-0245
95-120mm	612-0250