





THIN ANGLE BLOCK SET



A economical and direct method for angle set-ups. Hardened and precision ground on working surfaces. Two 1/4 holes for mounting. 3-1/2" long, 5/32" thick.

Consist of	Model No.
1/2°, 1- 5° by 1° 6pcs set	630-4258
6 -10° by 1° 5pcs set	630-4259

ECONOMY THIN PARALLEL SET



Useful for fast setting of work pieces to needed height in vise jaws. Made of hardened and precision ground steel.

Width	Length	Hole	Model No.
4 pairs 1/2", 5/8", 3/4", 7/8",	3-1/2"	1/4"	630-4257
5 pairs 1/2", 5/8", 3/4", 7/8", 1"	3-1/2"	1/4"	630-4255

WAVY PARALLEL SET

FEATURES:

- Made of high-quality spring steel, hardened, stress-relieved and precision-ground.
- New concept, practical and reliable for the precise vertical positioning of work pieces.
- Thin and fragile work pieces can be secured without damage by utilizing the spring pressure of these parallels.
- Economical, simple and easy to use in precision clamping of parts in drilling, boring, milling, grinding, assembly work, etc.
- Ideal for clamping a group of flat work pieces.
- Guaranteed to size in height and parallelism +/- 0.002".



Range	Description	Wooden Case Model No.
1/2"-1-1/2"	Set of 9 Pairs	637-7400
9-23mm	Set of 8 pairs by 2mm	637-7451
25-39mm	Set of 8 pairs by 2mm	637-7461

Height	Model No.
1/2"	637-7401
5/8"	637-7402
3/4"	637-7403
7/8"	637-7404
1"	637-7405
1-1/8"	637-7406
1-1/4"	637-7407
1-3/8"	637-7408
1-1/2"	637-7409

6 PIECES ADJUSTABLE PARALLEL SETS

Set Model No. 637-7508



FEATURES:

- Length range: 3/8" to 2-1/4" closed. Quickly adjustable, and locked with set screws for micrometer measurement.
- For layout inspection, stop work, set-up etc.

Size	Model No.
3/8" to 1/2"	637-7561
1/2" to 11/16"	637-7562
11/16" to 15/16"	637-7563
15/16" to 1-5/16"	637-7564
1-5/16" to 1-3/4"	637-7565
1-3/4" to 2-1/4"	637-7566

17 PIECES ANGLE BLOCK SET

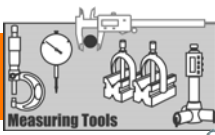
Set Model No. 630-4275



FEATURES:

- Provides quick set-up for angles from 1/4 to 45 degree.
- Eliminates time dressing angles.
- Made from hardened steel.
- Supplied in a fitted wood case.
- Accuracy: 0.003"

Set include: 1/4°, 1/2°, 1°, 2°, 3°, 4°, 5°, 10°, 1°, 20°, 25°, 30°, 35°, 40°, 45° & 2 riser blocks.



Measuring Tools



UNIVERSAL ANGLE BLOCK SETS

- An accurate and direct method for angle set up in production and inspections.
- Tolerance ± 10 Sec. hardness HRC 45 to 50°.

Model No. 630-4270

V-blocks: 4"L x 1-1/2" W x 1-1/2"H
Angle blocks: 4"L x 1-1/2" W x 3/16"H
Set includes:
3PCS V-block: 10°, 15°, 30°.
5PCS Angle blocks: 1°, 2°, 3°, 4°, 5°.

Model No. 630-4265

V-blocks: 3" L x 1-3/16" W x 1-3/16" H
Angle blocks: 2-3/4" L x 1-3/16" W x 5/64" H
Set includes:
3PCS V-blocks: 10°, 15°, 30°.
5PCS Angle blocks: 1°, 2°, 3°, 4°, 5°.

PRECISION ANGLE BLOCKS SET

- Accuracy 0.0001" per inch.
- Furnished in 1° increments to 5° and 5° increments to 30°.
- Hardened and precision ground.
- Light magnetized for better holding.
- Size 3" long x 1/4" thick

SET MODEL NO. 630-4260 10pcs(From 1°- 30°),


SET MODEL NO.630-4261 12pcs(Include 630-4260 plus 1/4° and 1/2°)



Individual Angle Block

Optional	Model No.	Optional	Model No.	Optional	Model No.
1/4°	630-0025	4°	630-4304	25°	630-4325
1/2°	630-0050	5°	630-4305	30°	630-4330
1°	630-4301	10°	630-4310	35°	630-4335
2°	630-4302	15°	630-4315	40°	630-4340
3°	630-4303	20°	630-4320	45°	630-4345

SOLID ANGLE PLATES AND SETS




- Hardened Steel
- Precision Ground Angles
- Each Block is 1/4" Thick

Dimensions	Angle	Model No.
3 x 3x 5/16"	45°/45°/90°	418-4800
2 x 3-3/8 x 5/16"	30°/60°/90°	418-4810

Model No. 418-4820 include 418-4800 and 418-4810

PRECISION 0°- 60° ANGLE BLOCKS



- 0°- 60° Adjustable angle by locking the hex screw on the bottom.
- Squareness 0.0004" 0.01mm
- Angle of Vee 90°


Dimension	Model No.
1-3/16 x 1-13/16 x 4"	418-4940
1-13/16 x 1-13/16 x 4"	418-4950
7/8 x 1-1/4 x 3"	418-4960
25 x 32 x 75mm	630-4225
30 x 48 x 102mm	630-4230
46 x 48 x 102mm	630-4246

Measuring Tools



PRECISION 1-2-3 BLOCKS

Tolerance within 0.0001" for squareness per inch.
Parallel: .0001" to .0002".
Blocks are matched and measure 1"x2"x3".
Complete in 2 PCS set.



Model No. 630-4005 with one hole per block
Model No. 630-4006 with 23 holes per block


1-2-3 BLOCK SET

0.0001" Grad, Plastic Case
5 piece 3/8"-16 Socket Head Cap Screws
1 piece Hex key

Model No. 630-4000



1-2-3 and 2-4-6 BLOCK



- Precision ground and hardened on all Side.
- Ideal for mounting work for precision grounding and lay out.
- Dimension 0.0001" to 0.00003"
- Flatness 0.0001"
- Parallelism 0.0003".
- Hardness HRC 56-60.

Specification	Grad.	Hole	Model No.
1-2-3	0.0001"	1	630-4005
1-2-3	0.0001"	23	630-4006
1-2-3	0.0001"	NO	630-4007
1-2-3	±0.0002"	NO	630-4008
1-2-3	±0.0002"	1	630-4009
1-2-3	±0.0002"	23	630-4010
1-2-3	0.0001"	11	630-4011
25-50-75mm	±0.0050mm	23	630-4012
25-50-100mm	±0.0050mm	23	630-4013
50-100-150mm	±0.010mm		630-4014
2-3-4	±0.002"	23	630-4016
2-4-6	±0.0005"	23	630-4020

INSPECTION PARALLELS

Made of high grade tool steel, stabilized and thoroughly hardened to HRC 58, surface finish RMS 16 or better.



Dimensions	Model No.	Dimensions	Model No.	Dimensions	Model No.
1/4 x 1/2 x 6"	637-7590	3/4 x 1-1/2 x 9"	637-7624	5/8 x 7/8 x 6"	637-7612
1/4 x 5/8 x 6"	637-7595	3/4 x 1 x 12"	637-7625	1/2 x 3/4 x 9"	637-7615
1/4 x 3/4 x 6"	637-7600	3/4 x 1-1/4 x 12"	637-7630	1/2 x 1 x 9"	637-7620
3/8 x 1/2 x 6"	637-7602	1 x 1-1/4 x 12"	637-7631	1 x 2 x 12"	637-7633
3/8 x 3/4 x 6"	637-7605	1 x 1-1/2 x 12"	637-7632	1-1/4 x 1-1/2 x 12"	637-7634
1/2 x 5/8 x 6"	637-7607	1/2 x 3/4 x 6"	637-7609	1-1/4 x 2 x 12"	637-7635
3/4 x 1 x 9"	637-7622	1/2 x 1 x 6"	637-7610	1-1/2 x 2 x 12"	637-7636

METRIC PRECISION PARALLEL SETS

Complete in Wooden Case



8 Pairs Sets

120mm Length Model No. 637-7972
160mm Length Model No. 637-7974
200mm Length Model No. 637-7976

- Parallel: ±0.005mm.
- Hardened and ground HRC 60-61
- Set Include: 8x(12, 17, 22, 25, 28, 32, 36, 38mm)

8 Pairs Sets

200mm Length Model No. 637-7976

- Parallel: ±0.005mm.
- Hardened and ground HRC 60-61
- Set Include: 8x(17, 22, 25, 28, 32, 36, 38, 43mm)

9 Pairs Sets

100mm Length Model No. 637-7968
160mm Length Model No. 637-7970

- Parallel: ±0.005mm.
- Hardened and ground HRC 60-61
- Set Include: 4x(10, 14, 18, 22, 26, 30, 34, 38, 42mm)

10 pairs

Model No. 637-7959

- Parallel: ±0.005mm.
- 10x150mm
- 14 to 32mm by 2mm

12 pairs

Model No. 637-7962

- Parallel: ±0.005mm.
- 10x120mm
- 14 to 32mm by 2mm plus 35mm, 40mm

14 pairs

Model No. 637-7960

- Parallel: ±0.005mm.
- Hardened and ground HRC 60-61
- Length: 150mm
- Set Include: 10x(14-32)mm step by 2mm
- 10x(35-50)mm step by 5mm

20 pairs

Model No. 637-7964

- Accuracy: ±0.01mm.
- Hardened and ground HRC 60-61
- Length: 100mm
- Set include: 2x(5-20)mm step by 5mm
- 3x(6-21)mm step by 5mm
- 4x(7-22)mm step by 5mm
- 5x(8-23)mm step by 5mm
- 6x(9-24)mm step by 5mm

24 pairs

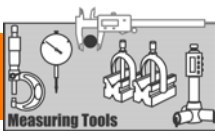
Length 150mm Model No. 637-7966
Length 125mm Model No. 637-7967

- Accuracy: ±0.01mm.
- Hardened and ground HRC 60-61
- Length: 150mm
- Set include: 8x(11-36)mm step by 5mm
- 10x(13-38)mm step by 5mm
- 12x(15-40)mm step by 5mm
- 14x(17-42)mm step by 5mm

Model No. 637-7777 7 pairs

- Parallel: ±0.005mm
 - Hardened and ground HRC 40-45
- Set Include:

Dimensions	Model No.
8.5 x 10 x 150mm	637-7710
8.5 x 15 x 150	637-7715
8.5 x 20 x 150	637-7720
8.5 x 24 x 150	637-7724
8.5 x 30 x 150	637-7730
12.6 x 38 x 150	637-7738
12.6 x 44 x 150	637-7744



Measuring Tools

PRECISION THIN PARALLELS



Thin style, 0.125 Thick, Matched pairs, Made of high grade alloy steel, hardened and ground, 2 hole in each parallel. Accuracy 0.0002" parallelism in height, 0.001" to size in height.

Set of 10 pair	
Description	Model No.
Plastic case	637-7030
Wooden case	637-7530

Dimensions	Hole Size	Model No.
1/8 x 1/2 x 6"	13/64"	637-7510
1/8 x 5/8 x 6"	1/4"	637-7511
1/8 x 3/4 x 6"	5/16"	637-7512
1/8 x 7/8 x 6"	5/16"	637-7513
1/8 x 1 x 6"	5/16"	637-7514
1/8 x 1-1/8 x 6"	3/8"	637-7515
1/8 x 1-1/4 x 6"	3/8"	637-7516
1/8 x 1-3/8 x 6"	7/16"	637-7517
1/8 x 1-1/2 x 6"	1/2"	637-7518
1/8 x 1-5/8 x 6"	1/2"	637-7519

PRECISION PARALLEL SETS


Tolerance: Parallel 0.0003" on 2 sides, top and bottom.

Dimensions: Within 0.001" allowance.

Hardness: Case hardened to RC 55 TO 62 on 2 sides top and bottom only

The holes are designed for easier handling and set-ups.

Made from fine quality tool steel stress relieved against distortion, precision, ground and hardened. These precision parallels are recommended for layout work, standards and set-ups.



3/16" , 4 Pairs

Set of 4 pairs	
Descriptions	Model No.
Wooden case	637-7532
Plastic case	637-7032

3/16"	
Dimension	Individual Model No.
3/16 x 1 x 6"	637-7504
3/16 x 1-1/4 x 6"	637-7505
3/16 x 1-1/2 x 6"	637-7506
3/16 x 1-3/4 x 6"	637-7507

1/2" , 4 Pairs

Set of 4 Pairs	
Descriptions	Model No.
Wooden case	637-7536
Plastic case	637-7036

1/2"	
Dimension	Individual Model No.
1/2 x 1 x 6"	637-7500
1/2 x 1-1/4 x 6"	637-7501
1/2 x 1-1/2 x 6"	637-7502
1/2 x 1-3/4 x 6"	637-7503

3/16" & 1/2" , 4 Pairs

Set of 4 pairs	
Descriptions	Model No.
Wooden case	637-7538
Plastic case	637-7038

3/16" & 1/2"	
Dimension	Individual Model No.
1/2 x 1-1/2 x 6"	637-7502
1/2 x 1-3/4 x 6"	637-7503
3/16 x 1 x 6"	637-7504
3/16 x 1-1/4 x 6"	637-7505

6" 4 Pairs

Model No. 637-7000

1/2"x3/8", 3/4"x1/4", 7/8"x3/16", 1x1/8"

6" 4 Pairs

Model No. 637-7001

3/4"x3/8", 1"x1/4", 1-1/8"x3/16", 1-3/16"x1/8"


8 Pairs



Set of 8 Pairs	
Description	Model No.
Plastic Case	637-7034
Wooden Case	637-7534

8 Pairs		
Dimensions	Hole Size	Individual Model No.
1/2 x 7/8 x 6"	5/16"	637-7800
1/2 x 1 x 6"	5/16"	637-7801
1/2 x 1-1/8 x 6"	3/8"	637-7802
1/2 x 1-1/4 x 6"	3/8"	637-7803
1/2 x 1-3/8 x 6"	7/16"	637-7804
1/2 x 1-1/2 x 6"	7/16"	637-7805
1/2 x 1-5/8 x 6"	1/2"	637-7806
1/2 x 1-3/4 x 6"	1/2"	637-7807

9 Pairs



Set of 9 Pairs	
Descriptions	Model No.
Plastic Case	637-7035
Wooden Case	637-7535

9 Pairs		
Dimensions	Hole Size	Individual Model No.
1/4 x 3/4 x 6"	5/16"	637-7900
1/4 x 7/8 x 6"	5/16"	637-7901
1/4 x 1 x 6"	5/16"	637-7902
1/4 x 1-1/8 x 6"	3/8"	637-7903
1/4 x 1-1/4 x 6"	3/8"	637-7904
1/4 x 1-3/8 x 6"	7/16"	637-7905
1/4 x 1-1/2 x 6"	7/16"	637-7906
1/4 x 1-5/8 x 6"	1/2"	637-7907
1/4 x 1-3/4 x 6"	1/2"	637-7908



20 pair set

Model No. 637-9132

1/32" thin, 1/2" through 1-11/16" heights in 1/16", 0.0001" parallels

Blue Finished
Model No. 637-9032

Black Finished
Model No. 637-9033