



## GRANITE SURFACE PLATES

**Hardest uniformity of all granite surface plate**

- Lowest temperature coefficient, least responsive to temperature changes.

- Moisture and corrosion free, no rusting, no oiling, will not stain or discolor.
- Practically maintenance free, fast easy to clean.
- Smooth "Ball-Bearing" surface.
- Resists dust and abrasives, Non-magnetic.

### GGG-P-463C-73

#### INSPECTION GRADE "A"

Size	Thickness	Overall Accuracy	0-Ledge Model No.	2-Ledge Model No.
9x12"	3"	0.000050"	640-0400	640-0402
12x12"	3"	0.000050"	640-0410	640-0412
12x18"	3"	0.000050"	640-0420	640-0422
18x18"	3"	0.000050"	640-0430	640-0432
18x24"	3"	0.000075"	640-0440	640-0442
24x24"	3"	0.000075"	640-0450	640-0452
24x36"	4"	0.0001"	640-0470	640-0472
36x48"	4"	0.0002"	640-0473	640-0482
36x48"	6"	0.0002"	640-0480	640-0483
36x60"	6"	0.00025"	640-0490	640-0492

#### LABORATORY GRADE "AA"

Size	Thickness	Overall Accuracy	0-Ledge Model No.	2-Ledge Model No.
9x12"	3"	0.000025"	640-0600	640-0602
12x18"	3"	0.000025"	640-0620	640-0622
18x24"	4"	0.000037"	640-0640	640-0642
24x36"	6"	0.000050"	640-0660	640-0662
36x48"	6"	0.0001"	640-0680	640-0682

### DIN 876-83

Size	Grade 0 Model No.	Grade 00 Model No.
300x200x50mm	641-0001	641-0070
300x300x50mm	641-0005	641-0075
400x250x50mm	641-0010	641-0080
400x400x100mm	641-0015	641-0085
500x315x70mm	641-0016	641-0086
630x400x80mm	641-0018	641-0088
630x400x100mm	641-0020	641-0090
630x630x100mm	641-0022	641-0092
630x630x130mm	641-0025	641-0095
800x500x100mm	641-0028	641-0098
800x500x130mm	641-0030	641-0100
1000x630x100mm	641-0034	641-0104
1000x630x150mm	641-0035	641-0105
1000x750x150mm	641-0040	641-0110
1000x1000x150mm	641-0045	641-0115
1200x800x150mm	641-0047	641-0117
1200x800x160mm	641-0048	641-0118
1600x1000x180mm	641-0049	641-0119
1600x1000x200mm	641-0050	641-0120
1500x1000x200mm	641-0051	641-0121
2000x1000x250mm	641-0055	641-0125
2000x1600x300mm	641-0060	641-0130
2500x1600x300mm	641-0065	641-0135
3000x1000x400mm	641-0066	641-0136
3000x2000x400mm	641-0067	641-0137

### TOOLROOM GRADE "B"

Size	Thickness	Overall Accuracy	0-Ledge Model No.	2-Ledge Model No.
5x6"	2"	0.0001"	640-0070	640-0177
6x8"	2"	0.0001"	640-0080	640-0188
8x12"	2"	0.0001"	640-0090	640-0199
9x12"	2"	0.0001"	640-0101	640-0103
9x12"	3"	0.0001"	640-0100	640-0102
12x12"	3"	0.0001"	640-0110	640-0112
12x18"	3"	0.0001"	640-0120	640-0122
12x18"	4"	0.0001"	640-0125	640-0126
18x18"	3"	0.0001"	640-0130	640-0132
18x24"	3"	0.0001"	640-0140	640-0142
18x24"	4"	0.00015"	640-0145	640-0146
24x24"	3"	0.00015"	640-0150	640-0152
24x36"	4"	0.0002"	640-0160	640-0162
24x48"	4"	0.0003"	640-0170	640-0172
36x48"	4"	0.0004"	640-0180	640-0182
36x48"	6"	0.0004"	640-0184	640-0186
36x60"	6"	0.0005"	640-0190	640-0192
36x72"	6"	0.0006"	640-0200	640-0202
48x60"	6"	0.0005"	640-0210	640-0212
48x72"	6"	0.0007"	640-0220	640-0222
48x84"	8"	0.0007"	640-0230	640-0233
48x96"	12"	0.0008"	640-0240	640-0241

### JISB 7510-78

Size	Grade 1 Model No.	Grade 0 Model No.
300x200x50mm	642-0001	642-0070
300x300x70mm	642-0005	642-0075
400x250x70mm	642-0010	642-0080
400x400x100mm	642-0015	642-0085
630x400x100mm	642-0020	642-0090
630x630x130mm	642-0025	642-0095
800x500x130mm	642-0030	642-0100
1000x630x150mm	642-0035	642-0105
1000x750x150mm	642-0040	642-0110
1000x1000x150mm	642-0045	642-0115
1200x800x150mm	642-0047	642-0117
1600x1000x200mm	642-0050	642-0120
2000x1000x250mm	642-0055	642-0125
2000x1600x300mm	642-0060	642-0130
2500x1600x300mm	642-0065	642-0135



Plate not included.

## GRANITE SURFACE PLATE STANDS

- Overall working height 36"
- With 4 leveling screws.
- Support all grade surface plates


#### Leveling Screw

Size	0-ledge	2-ledge
18x24"	64S-1010	64S-1012
24x36"	64S-1020	64S-1022
36x48"	64S-1030	64S-1032
36x60"	64S-1040	64S-1042
48x60"	64S-1050	64S-1052
48x72"	64S-1060	64S-1062

#### Metric Angle Iron Stands

Size	Model No.	Size	Model No.
400x250mm	641-3005	800x800mm	641-3050
400x400mm	641-3010	1000x630mm	641-3055
500x400mm	641-3015	1000x750mm	641-3060
500x500mm	641-3020	1000x800mm	641-3065
600x500mm	641-3025	1000x1000mm	641-3070
600x600mm	641-3030	1200x800mm	641-3075
630x400mm	641-3035	1500x1000mm	641-3080
630x600mm	641-3036	1600x1000mm	641-3085
630x630mm	641-3040	2000x1600mm	641-3090
800x500mm	641-3045	2500x1600mm	641-3095

## GRANITE V-BLOCKS




Master grade tolerance: 0.0001"/6".

- Support or hold cylindrical pieces during inspection.
- 90° V centered and parallel to the bottom, two sides and square to the ends.
- Furnished in matched pairs.

Size	Model No.
3x3x3"	640-0001
4x4x4"	640-0002
6x6x6"	640-0003

Size	Grade 0 Model No.	Grade 00 Model No.
63x63x63mm	641-6101	641-6001
100x100x100mm	641-6103	641-6003
160x160x100mm	641-6105	641-6005
250x250x160mm	641-6107	641-6007

## GRANITE ANGLE PLATES



Furnished with two finished faces or four finished faces. Finished square and flat to master grade tolerance: 0.00005"/6". When four


faces are finished, they are the 2 faces, back and bottom of the angle plate. Two faces models have only back and bottom finished.

Size	2Faces Model No.	4Faces Model No.
4x4x4"	640-0004	640-0044
6x6x6"	640-0006	640-0066
6x9x12"	640-0009	640-0069

Size	2 Faces grade 0 Model No.	2 Faces grade 00 Model No.	4 Faces grade 0 Model No.	4 Faces grade 00 Model No.
160x25x16mm	641-7211	641-7201	641-7411	641-7401
250x40x25mm	641-7213	641-7203	641-7413	641-7403
400x63x40mm	641-7215	641-7205	641-7415	641-7405
830x100x63mm	641-7217	641-7207	641-7417	641-7407

## GRANITE PARALLELS

### Two Faces




Elevate work above the surface plate, so that parts with steps and shoulders can be inspected quickly and easily. Include matched pairs held parallel on the top and bottom. **Supplied in pairs.**

Size	Tolerance	Model No.
3/4x1x6"	0.000060"	640-0011
1x2x12"	0.000100"	640-0022
1-1/2x3x18"	0.000300"	640-0033
2x4x24"	0.000500"	640-0040
2x4x30"	0.000500"	640-0050

Size	Grade 0 Model No.	Grade 00 Model No.
20x25x150mm	641-4020	641-5020
25x50x300mm	641-4025	641-5025
40x75x450mm	641-4040	641-5040
50x100x600mm	641-4050	641-5050
50x100x750mm	641-4055	641-5055

## GRANITE SQUARE




Size	Grade 00 Model No.	Grade 0 Model No.
100x63x16mm	641-2001	641-2011
160x100x20mm	641-2002	641-2012
250x160x25mm	641-2003	641-2013
400x250x40mm	641-2004	641-2014
630x400x80mm	641-2005	641-2015
1000x630x80mm	641-2006	641-2016

For inspecting machine spindle and else squareness of work pieces.  
Round hole for size over 250x160mm.

## GRANITE SQUARE RULERS

On inspection of verticality and parallelism as well as absolute 90° measuring base.



Size	Grade 00 Model No.	Grade 0 Model No.
100x100x20mm	641-2101	641-2111
160x160x25mm	641-2102	641-2112
200x200x25mm	641-2103	641-2113
250x250x30mm	641-2104	641-2114
300x300x30mm	641-2105	641-2115
400x400x40mm	641-2106	641-2116
500x500x50mm	641-2107	641-2117